

The information contained in this drawing is the sole property of CWS Coil Winding Specialist. Any reproduction in part or whole without written permission of CWS Coil Winding Specialist is prohibited.

REVISION HISTORY				
REV	ECN	DESCRIPTION	SIGN & DATE	
A		INITIAL RELEASE	BY	DATE
			CK	DATE
			TN	09/14/2020
			JL	09/14/2020



7 BUILD TO ROHS COMPLIANCE AND LEAD FREE

6 LABEL PART NUMBER, REVISION AND DATE CODE

5 TO THE CORE. LEADS MUST BE SOLDERED TOGETHER MUST REST FLAT ON PCB. LEADS MUST BE TANGENT FLUSH WITH THE COIL EDGE, AS SHOWN (I.E. COIL REMOVE INSULATION AND TIN LEADS PER DWG

4 WIND COILS EVENLY SPACED AROUND THE CORE CONSTRUCTION:

WEIGHT: 240 GRAMS TYPICAL
OPERATING TEMPERATURE RANGE: -55°C TO 155°C
INTERWINDING CAPACITANCE = 15pF TYP @ SRF
HI-POT TEST FOR WINDING TO CORE ISOLATION = 500 VDC MIN
|Z| = 113 KILO-OHMS TYP @ SRF
SRF: GREATER THAN 10MHz TYPICAL
INDUCTANCE @ DC BIAS: SEE TABLE ON THE RIGHT
CURRENT RATING : 65 AMPS, 40°C TEMP. RISE, WITH SOME AIRFLOW
DCR = 2.50 MILLI-OHMS MAX.
INDUCTANCE = 18uH ±15% @ 0A DC BIAS, 1 KHz, 250mV
SPECIFICATIONS @ 25°C:

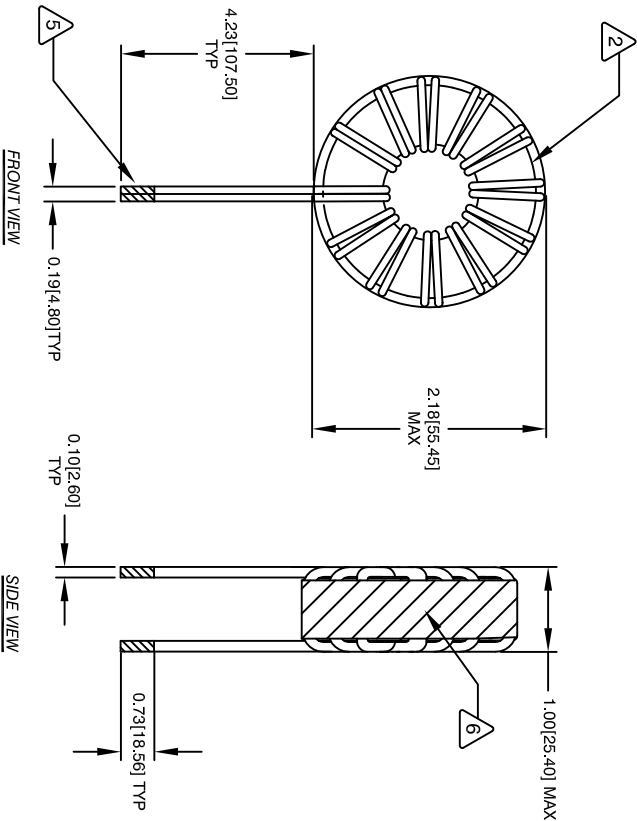
3 WIRE: UL RECOGNIZED 200°C RATED MAGNET WIRE
CORE: POWDERED CORE

2 RATING CLASS H (180°C MIN.) REQUIRED MATERIAL: UL RECOGNIZED 94V-0 FOR FLAMMABILITY

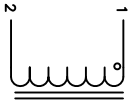
ANY TOLERANCE. THIS DIM. CAN VARY A LITTLE FROM PART TO PART.

*TYP IN DIMENSIONAL TOLERANCES REFERS TO A NON-CRITICAL TYPICAL (AVERAGE) DIM. WITHOUT

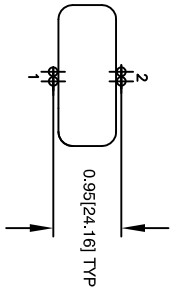
NOTES: UNLESS OTHERWISE STATED, READ FROM BOTTOM UP.



DC BIAS TABLE	
DC BIAS (AMP)	L@1KHz (REF)
0	19uH
5	19uH
10	18uH
20	18uH
30	18uH
40	17uH
50	17uH
60	17uH
65	16uH



SCHEMATIC



MOUNTING HOLES PATTERN

CODE	IDENT	MFG. P/N	DESCRIPTION	ITEM NO.
AUTOCAD	X			
SOLIDWORKS				
SIGN	DATE			
TN	09/14/2020			
Q200	AM	09/14/2020		
DRG.	JL	09/14/2020		
PPR.	JL	09/14/2020		
DO NOT SCALE DRAWING				
PARTS LIST				
CWS Coil Winding Specialist, 353 W Grove Ave, Orange, CA 92665				
TITLE: Toroidal Inductor				
18uH, 65 Amps				
SIZE: 18uH, 65 Amps				
CWS-1HF-11913				
REV A				